

Package View

Surface Mount package packed per EIA/JEDEC Standard RS-481, IEC60286-3



SOD-123W

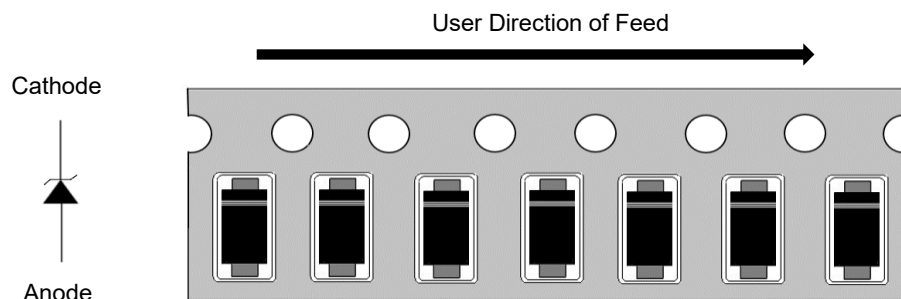
Packing Quantity

Packing Type	Packing Code	Packaging Description	Reel (pc)	Inner Box (pc)	Carton (pc)	Carton Size (mm) Max.
Reel	-	8 mm Tape, 13" Diameter Plastic Reel	10,000	20,000	100,000	360x356x230

Component Orientation

Device Orientation and Direction of Feed

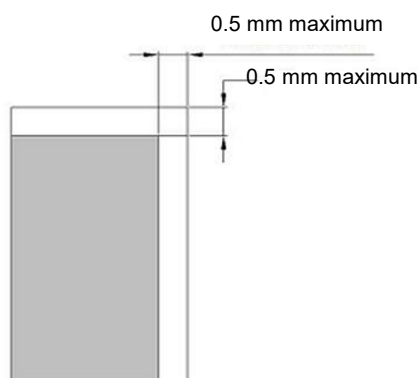
Unidirectional : Cathode Toward Sprocket Hole.



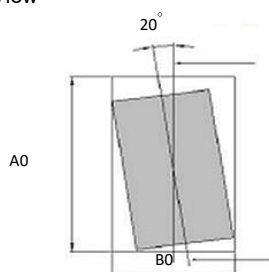
Component Lateral Movement

Maximum lateral movement for punched and embossed carrier

8 mm Tape



Maximum Component Rotation
Top View



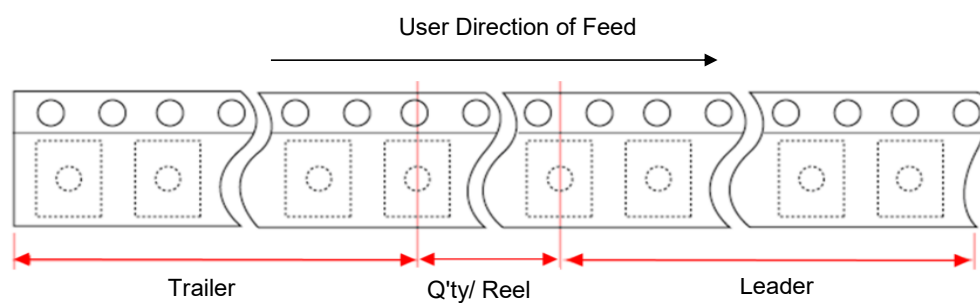
Maximum Component Rotation
Side View



Typical Component Centerline

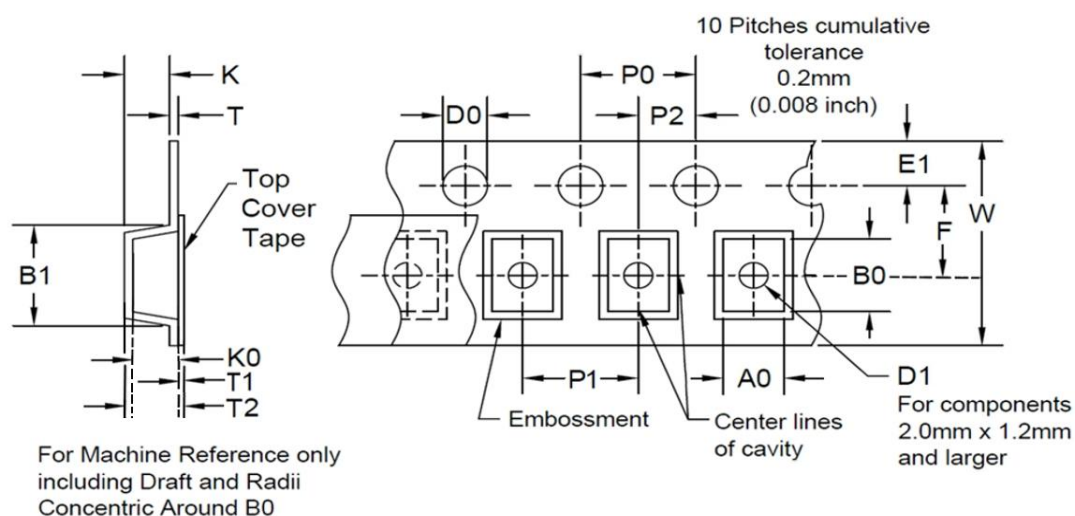
Tape leader & trailer

- Unfilled leader and trailer pockets are sealed
- Leaders and trailers are taped to tape and hub, respectively, with masking tape
- All materials are static-dissipative



Trailer	Q'ty/Reel	Leader
Min 160 mm	10,000	Min 400 mm

Embossed Carrier Tape Specification



ALL DIMENSION IN MILLIMETERS(Unit : mm)

Dim	Tape size	D0	E1	P0	P2	T	Ao	Bo	Ko
Spec	8mm	1.5 +0.1,-0	1.75 ±0.1	4 ±0.1	2 ±0.05	0.22 ±0.02	1.85~2.13	3.95 ±0.1	1.25 +0.2,-0.25

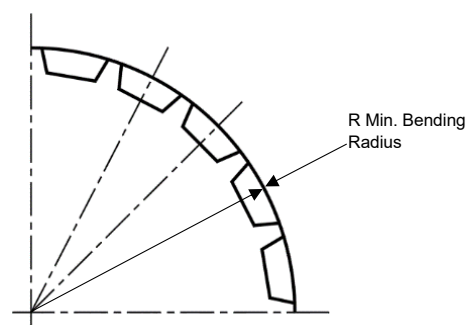
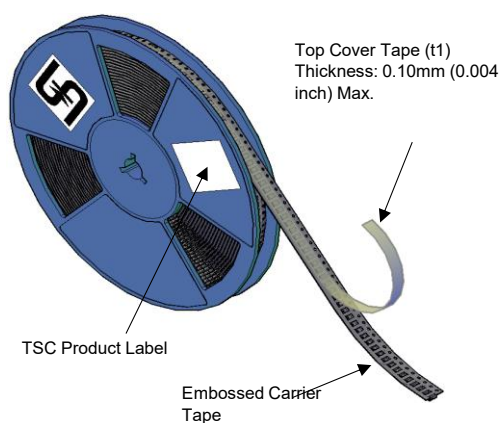
Dim	Tape size	B1	D1	F	W	P1	K	T1	T2
Spec	8mm	-	1 +0.25, -0.05	3.5 ±0.05	8 +0.30, -0.20	4 ±0.1	-	-	-

Note 1 : B1 is for tape feeder reference only, including draft concentric about Bo.

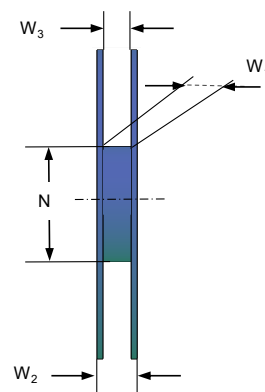
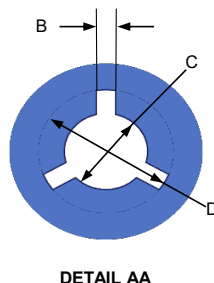
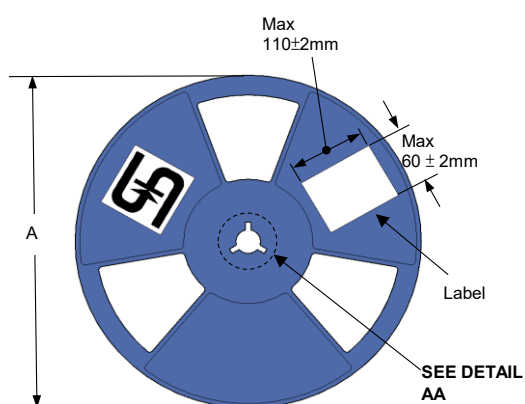
Note 2 : A0,B0,K0 are determined by component size. The clearance between the component and the cavity must be within 0.05mm(.002")min. to 0.65mm(.025")max. for 12mm tape, 0.05mm(.002")min to 0.90mm(.035")max. for 16mm tape. In addition, the components cannot rotate more than 20° within the determined cavity.

Note3 : Surface Resistance $10^4 \sim 10^{11} \Omega$.

Reel Specification



Tape with components shall pass around bending radius without damage, for reels with hub diameters approaching minimum dimension.



ALL DIMENSION IN MILLIMETERS (Unit : mm)

Reel Size	Tape size	Reel diameter	Hole dimension	Hole dimension	Hole dimension	Hub diameter	Reel inner width (at the Hub)	Reel overall width	Reel inner width
		A	B	C	D	N	W ₁	W ₂	W ₃
13"	8mm	330 ±1.0	2.4 ±0.5	13.2 +0.3, -0.0	-	100 ±1.0	-	14.4 max	8.4 +2.0/-0

Note1 : Surface Resistance <10¹¹ Ω.